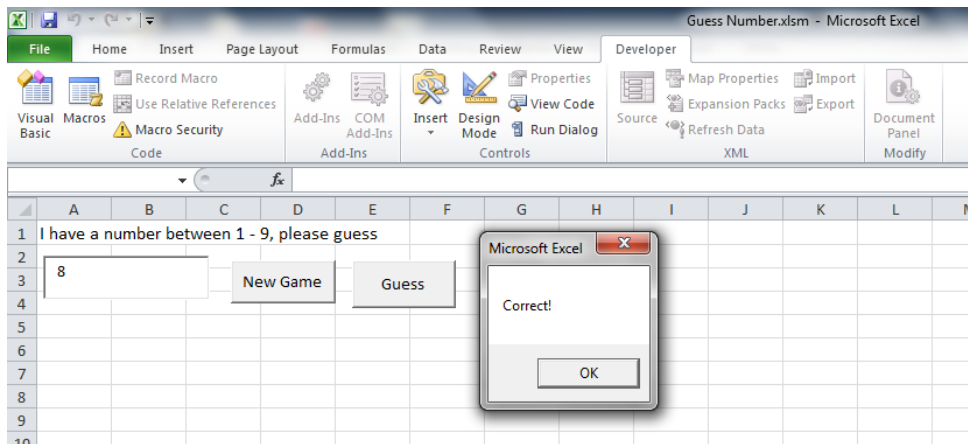
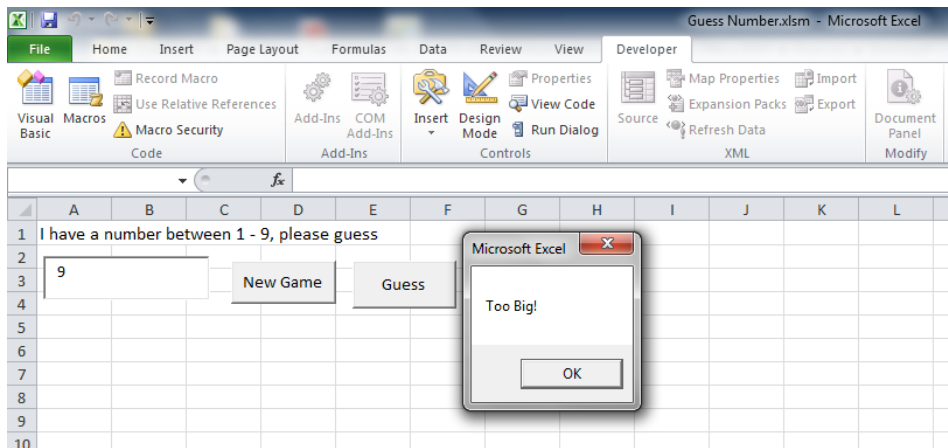
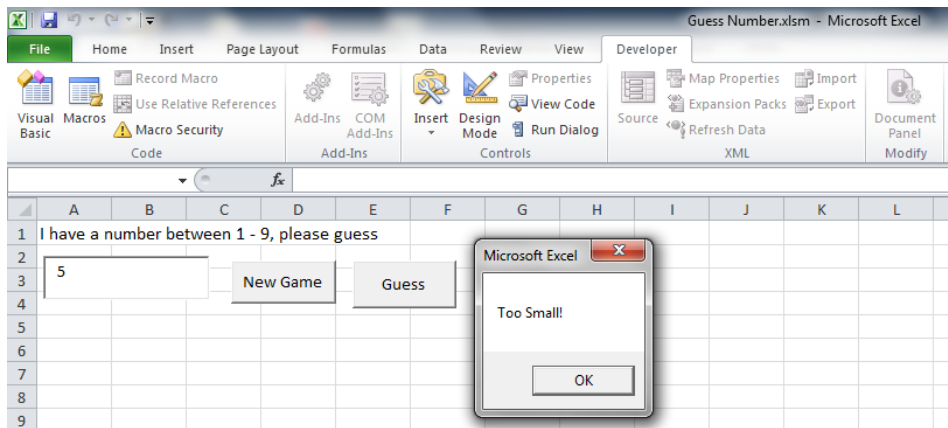


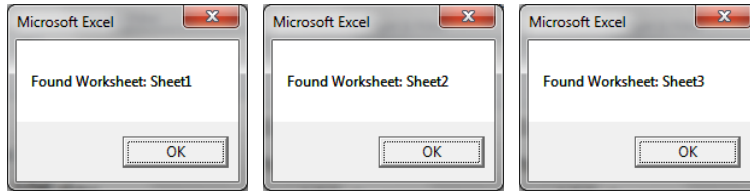
Exercise 7

Download the exercise files from <http://www.peter-lo.com/Teaching/HHB-1203/Source7.zip>, you will use these files to finish the following exercises.

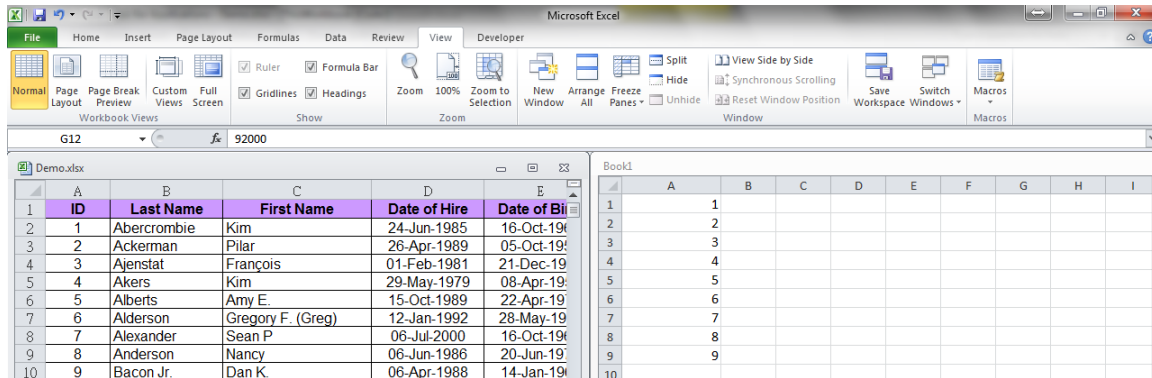
1. You are required to create the simple Guess Number game. The program should pick a secret number (1 – 9) and let the user guess what number it is. User is only allowed to input number in the text field. If the guess number is too large or too smaller, the program should provide a hint. If the guess number is correct, the program should congratulate the user.



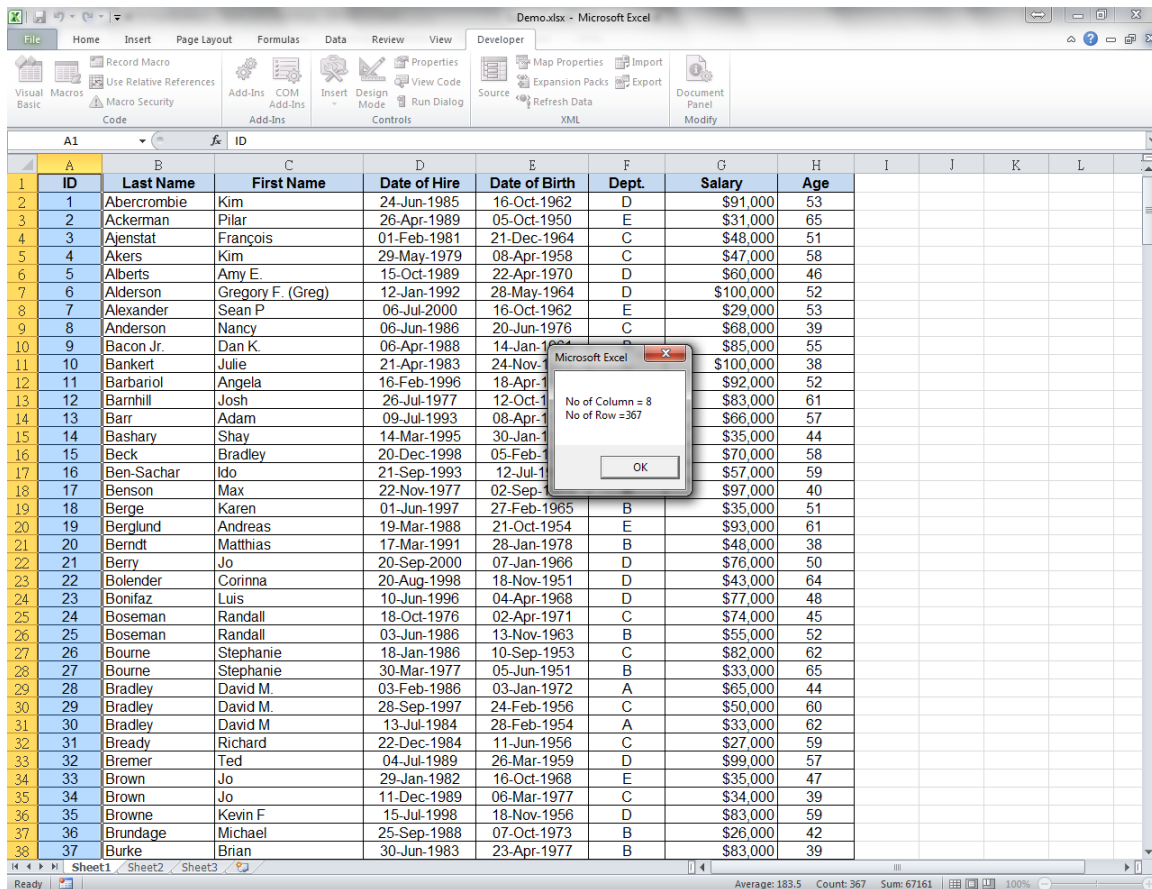
- By using For Each Loop, display the name of each Worksheet within the Workbook.



- Put the file "Demo.xlsx" to "C:\Temp". Then create a VBA to copy the range A2:A10 to the new worksheet.



- You are required to develop a VBA to find the last used Column and Row with data in a worksheet "Demo.xlsx".



5. Create a macro which lists out the last capital city in worksheet “Result” from each continent worksheet in the separate Last Cities worksheet. This is the result what you should see when you run your macro.

	A	
1	Cardiff	
2	Harare	
3	Sana	
4	Washington D.C.	
5	Port Vila	
6	Caracas	
7		

Corresponding to Wales, Zimbabwe, Yemen, United States, Vanuatu and Venezuela

Some hints for your Macro

- Go to each worksheet in turn (as long as its name is not Last Cities)
- Go to the bottom country in this worksheet;
- Store the name of the capital city in the cell to the right of this country in a string variable;
- Go to the Last Cities worksheet;
- Transfer the variable's value into the current cell; then
- Go down one cell